

# TEACHER STUDY GUIDE

## 2017-2018 SEASON



School Shows: February 5-9, 2018  
10:00 AM & 11:45 AM

Public Show: Saturday, February 10  
at 2:00 PM



Signed Performance  
Friday, February 9  
11:45 AM

- Curriculum Connections
- Learning Resources
- Performance Background
- Activities for the Classroom
- Theatre Etiquette



Additional support provided by Alaska State Council on the Arts, the Atwood Foundation, the Municipality of Anchorage, National Endowment for the Arts and WESTAF.

Alaska Junior Theater • 430 W 7th Ave, Suite 30 • Anchorage, AK 99501  
P 907-272-7546 • F 907-272-3035 • [www.akjt.org](http://www.akjt.org)

# Curriculum Standards

**A**laska Junior Theater is a private, nonprofit organization that has been bringing the best in professional theatre from around the world to Alaska’s young audiences since 1981. Each year, more than 40,000 students attend a variety of live performances at the Alaska Center for the Performing Arts. For many students, our school show presentations are their only exposure to live performing arts.

Each show we present has a strong educational component, and shows are linked to Alaska Content Standards. Alaska Junior Theater also offers teacher and student workshops, study guides and classroom transportation to our performances.

We are committed to keeping ticket prices low, allowing children of all financial levels to experience professional, live theatre. Our low educational ticket price of \$8 covers only half our costs of presenting shows. To subsidize the remaining \$8 of each ticket, we actively fundraise and rely on the support of corporations, foundations and individuals. In addition, we fundraise to offer full scholarships to students with financial need.


Alaska Junior Theater asked area teachers to review our 2017–2018 performances for direct connections to Alaska Content Standards. The direct connections for the *Anatomy of the Piano* are listed to the right, which will assist in lesson planning and will assure teachers that Alaska Junior Theater programs help classes meet curriculum connections.

To get a complete copy of the Alaska Content Standards, visit the following web address: [www.ed.state.ak.us/contentstandards](http://www.ed.state.ak.us/contentstandards). Additional information about these standards can be found at the National Association for Music Education via <http://www.menc.org/resources/view/national-standards-for-music-education>.



Discovery Theatre, ACPA

Special thanks to Deanna James for her help in this effort.



Carr Gottstein Lobby

Alaska Content Standards	
Cultural Standards	B 1
Arts	B 2, 5, 6 C 4, 5 D 6
National Standards for Music Education	2, 6, 7, 8, 9
Writing	2, 3, 8
Cultural Standards	E 8

## Resources related to: **ANATOMY OF THE PIANO**

These materials for youth are available through:



### Stories and Tales

<u>The Little Piano Girl</u> by Ann Ingalls	E INGALLS
<u>The Bear and the Piano</u> by David Litchfield	E LITCFI
<u>If You Ever Want to Bring a Piano to the Beach, Don't!</u> by Elise Parsley	E PARSLEY
<u>Gus and Grandpa and the Piano Lesson</u> by Claudia Mills	E-BEG MILLS
<u>The Rising Star of Rusty Nail</u> by Judy Blume	J BLUME
<u>Four Seasons</u> by Jane Breskin Zalben	J ZALBEN

### Biographies and Books About Music

<u>The Music of Life: Bartolomeo Cristofori and the Invention of the Piano</u> by Elizabeth Rusch	E-B CRIST-B RUSCH
<u>Duke Ellington: the Piano Prince and His Orchestra</u> by Andrea Davis Pinkney	E-B ELLIN-D PINKNEY
<u>Music for Children</u> by Rebecca Rumens-Syratt	E 780.71 RUMENS
<u>The New Kinder-Keyboard</u> by Robert Pace	E 786.2 PACE
<u>Me and My Piano - Part 1: Very First Lessons for the Young Pianist</u> by Fanny Waterman and Marion Harewood	E 786.2193 WATERMA
<u>The Science of Music</u> by Melvin Berger	J 781.22 BERGER
<u>Frog Trouble Deluxe Songbook</u> by Sandra Boynton	J 782.42 BOYNTON
<u>Those Amazing Musical Instruments!: Your Guide to the Orchestra Through Sounds and Stories</u> by Genevieve Helsby	J 784.19 HELSBY
<u>The Story of the Orchestra: Listen While You Learn about the Instruments, the Music, and the Composers who Wrote the Music</u> by Robert Levine	J 784.2 LEVINE
<u>Should I Play the Piano?</u> By Nicola Barber	J 786.2 BARBER
<u>Play Piano in a Flash-- for Kids!</u> By Scott Houston	J 786.2193 HOUSTON

### Music, Movies and More

<i>A Child's Celebration of Classical Music</i>	CD ZM CHILDS M44
<i>Jazz for Kids</i>	CD ZM JAZZ-FO V44
<i>Melody's Mostly Musical Day</i>	CD ZM MELODYS
<i>Mozart's Magnificent Voyage</i>	CD ZM MOZARTS C72
<i>Mr. Bach Comes to Call</i>	CD ZM MRBACH C52
<i>Arthur's Music Jamboree</i>	DVD J ARTHUR
<i>Beethoven Lives Upstairs</i>	DVD J BEETHOVEN
<i>Play Piano Today!</i>	DVD 786.2193 PLAY-PI

Check out ebooks and audio books at ListenAlaska and Hoopla and downloadable music at Freegal on the Anchorage Public Library Website: [www.anchoragepubliclibrary.org](http://www.anchoragepubliclibrary.org)

## What Is Anatomy of the Piano?

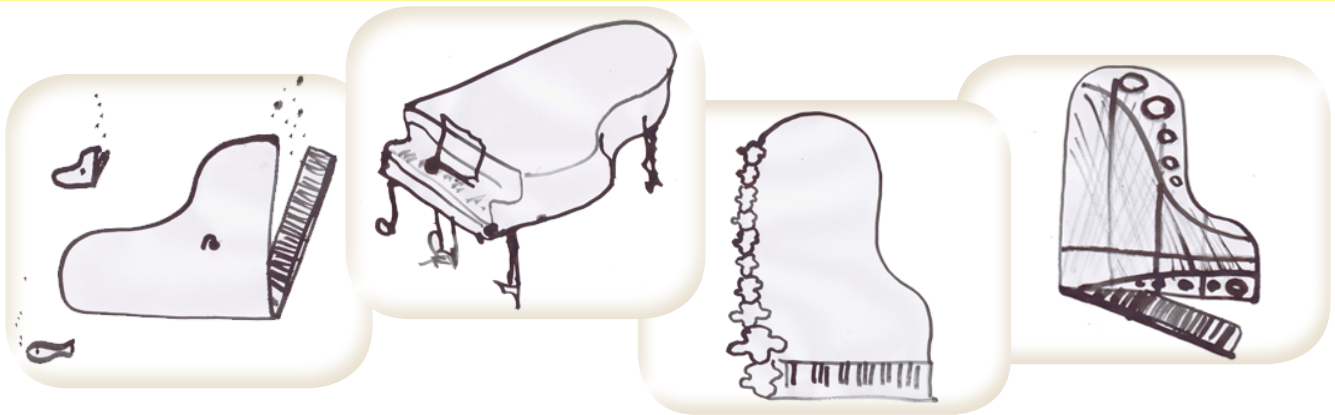
*Anatomy of the Piano* premiered at the Edinburgh Festival Fringe 2013, receiving critical acclaim and sell-out audiences.

Will created a family adaptation, *Anatomy of the Piano* (for beginners) in 2015. The shows have been touring internationally since, including performances at Sydney Opera House and Beijing Tianqiao Performing Arts Center.

The work has been translated into Chinese, performed with live translation.




As with all of Will's solo piano shows, *Anatomy of the Piano* features whirlwind piano playing and songs performed in parallel with stories of life as a musician. The family adaptation features Will's heroes, including Bach's cave piano, a jam with Fats Waller on the Moon, as well as hand-drawn projections on a giant screen above the piano.



In April 2017, Will was invited to host the prestigious Bund Lecture in Shanghai, where his unorthodox and maverick approaches to playing, learning and finding inspiration have captured the imagination of Chinese audiences.

He is currently writing a book to accompany the show, as well as manuscript of the music from the show.

## What...



Will asks Father Christmas for a space ship, but he gets a piano instead. As he tries to work out how he might use it to reach the moon, Will is drawn into a fantastic pianistic adventure that sees him finding Bach in a

cave, meeting a bad-tempered Beethoven and jamming with 'Fats' Waller. Using music, humor and visuals to tell the fascinating story of the piano and some of the great musicians who have transformed what it can do.

## Where...



## *Anatomy of the Piano* Today...




Will discovers that through music you can go anywhere you want. The show features whirlwind piano playing, songs and stories as well as hand-drawn projections.

# Music Basics Challenge

- \_\_\_ 1. This note receives four counts or beats.  
A. Eighth B. Staff C. Whole D. Paino
- \_\_\_ 2. The high and low notes of music.  
A. Piano B. Pitch C. Staccato D. Staff
- \_\_\_ 3. These notes are very quick, short and detached.  
A. Presto B. Dotted Half C. Staccato D. Tie
- \_\_\_ 4. A vertical line that indicates the end of a measure.  
A. Duel B. Bar C. Dotted Half D. Staccato
- \_\_\_ 5. Played very fast.  
A. Tie B. Eighth C. Pitch D. Presto
- \_\_\_ 6. This note receives a half beat or count.  
A. Duet B. Eighth C. Presto D. Staff
- \_\_\_ 7. A curved line that connects two notes of the same pitch.  
A. Dotted Half B. Whole C. Piano D. Tie
- \_\_\_ 8. The \_\_\_\_\_ note receives three beats or counts.  
A. Dotted Half B. Presto C. Duet D. Piano
- \_\_\_ 9. The \_\_\_\_\_ contains five lines and four spaces. This is where notes are placed.  
A. Dotted Half B. Pesto C. Staff D. Bar
- \_\_\_ 10. A keyboard instrument also means play softly.  
A. Staff B. Eighth C. Tie D. Piano
- \_\_\_ 11. A composition for two performers, whether vocal or instrumental.  
A. Duet B. Staff C. Eighth D. Staccato



# Music Basics Crossword Puzzle



## ACROSS

4. The highs and lows of music.
5. Played very fast.
9. A short line add for extending the range above or below the staff.
11. Even no sound counts as a beat. These are marked with a \_\_\_\_\_.
12. The \_\_\_\_\_ contains five lines and four spaces. This is where notes are placed.
13. The clef that marks above Middle C.
14. The note names of the spaces on a treble staff (bottom to the top).

## DOWN

1. The \_\_\_\_\_ note receives three beats or counts.
2. This note receives four counts or beats.
3. A clicking pendulum indicates the exact tempo of a piece of music.
6. The \_\_\_\_\_ sign, (two dots : ) means to go back and play a section of music again.
7. Half of a half note is a \_\_\_\_\_ note.
8. Lowers a note a half step.
10. The clef that marks below Middle C.

# Music Basics Alphabet City



Place each word, from the box below, in alphabetic order

1. \_\_\_\_\_
2. \_\_\_\_\_
3. \_\_\_\_\_
4. \_\_\_\_\_
5. \_\_\_\_\_
6. \_\_\_\_\_
7. \_\_\_\_\_
8. \_\_\_\_\_
9. \_\_\_\_\_
10. \_\_\_\_\_
11. \_\_\_\_\_
12. \_\_\_\_\_
13. \_\_\_\_\_
14. \_\_\_\_\_
15. \_\_\_\_\_
16. \_\_\_\_\_
17. \_\_\_\_\_
18. \_\_\_\_\_
19. \_\_\_\_\_
20. \_\_\_\_\_
21. \_\_\_\_\_
22. \_\_\_\_\_
23. \_\_\_\_\_
24. \_\_\_\_\_
25. \_\_\_\_\_

Eighth	Piano	Ledger Line	Rest	Whole
Presto	Sharp	Harp	Repeat	Tie
Quarter	Metronome	Flat	Face	Duet
Treble	Staccato	Pitch	Tempo	Bar



# Music Basics Word Search



C B O K O X E Q Q X G V Q I T F Z  
 S X R M Q I D O T T E D H A L F B  
 T L E D G E R L I N E V F K I Y Q  
 A X S H E U G S X E B R A E U C H  
 C J T M E A S U R E A K C T G C S  
 C H R A I K I S T Z R H E S I T O  
 A Q N E J T C Q U A R T E R A B C  
 T T R E B L E L S S D H P F I S P  
 O Y E C E P R E S T O A F M B D I  
 S H A R P H P L L O L R A O P H A  
 B S H K F N I L L A W P G V W C N  
 R A I F O R T E E O H G J Q S N O  
 U E S B O P C T Q H O O Z X R I B  
 F P P S T Y H E N Q L S I J O Z T  
 L S T E Y I P M J J E D U E T K J  
 A P G F A W E P V R V M S G V T J  
 T C A G Y T K O M E T R O N O M E

Bar  
 Bass  
 Dotted Half  
 Duet

Eighth  
 Face  
 Flat  
 Forte

Harp  
 Ledger Line  
 Measure  
 Metronome

Piano  
 Pitch  
 Presto  
 Quarter

Rest  
 Repeat  
 Sharp  
 Staccato

# Music Basics Rhythm Hidden Picture



Color all of the quarter notes, the same color, to reveal a picture!

♩	♩	♩	♩	♩	♩	♩	♩	♩	♩	♩	♩	♩
♩	♩	♩	♩	♩	♩	♩	♩	♩	♩	♩	♩	♩
♩	♩	♩	♩	♩	♩	♩	♩	♩	♩	♩	♩	♩
♩	♩	♩	♩	♩	♩	♩	♩	♩	♩	♩	♩	♩
♩	♩	♩	♩	♩	♩	♩	♩	♩	♩	♩	♩	♩
♩	♩	♩	♩	♩	♩	♩	♩	♩	♩	♩	♩	♩
♩	♩	♩	♩	♩	♩	♩	♩	♩	♩	♩	♩	♩
♩	♩	♩	♩	♩	♩	♩	♩	♩	♩	♩	♩	♩
♩	♩	♩	♩	♩	♩	♩	♩	♩	♩	♩	♩	♩
♩	♩	♩	♩	♩	♩	♩	♩	♩	♩	♩	♩	♩
♩	♩	♩	♩	♩	♩	♩	♩	♩	♩	♩	♩	♩
♩	♩	♩	♩	♩	♩	♩	♩	♩	♩	♩	♩	♩
♩	♩	♩	♩	♩	♩	♩	♩	♩	♩	♩	♩	♩
♩	♩	♩	♩	♩	♩	♩	♩	♩	♩	♩	♩	♩

# Show Review

Use the following prompts to write a review for the *Anatomy of the Piano*

- \* My favorite part...
- \* This show reminded me of...
- \* I predict that...
- \* I wonder why...
- \* My favorite song was...
- \* I was confused when...
- \* After watching, I felt...
- \* I was surprised when...
- \* A part that I did not like was...
- \* I pictured in my head...
- \* I like this show because...
- \* The end was...
- \* Their style of dance is...
- \* Some evidence is...
- \* Things I learned are...

# Theatre Etiquette and Experiences


We have a wonderful opportunity at this performance to help youth learn about attending live performances. Please discuss the following with your students:

1. Sometimes young people do not realize how a live performance differs from watching a movie or television show. A live presentation has not been pre-recorded with the mistakes edited out. This makes it riskier for the performer and more exciting for the audience. It also means the audience has a real contribution to make to the overall event. Each audience member affects those around him/her as well as the performer. Concentrate to help the performers. The audience gives energy to the performer who uses that energy to give life to the performance.
2. An usher will show you where to sit. Walk slowly and talk quietly as you enter the theater.
3. For safety's sake, do not lean over or sit on the balcony railings or box ledges. Please be careful on the stairs. Avoid horseplay and running throughout the building.
4. If necessary, use the restroom before the performance begins. Adults need to accompany young students.
5. You may talk quietly to the people next to you until the performance begins.
6. When the lights in the theater begin to dim, it is the signal that the performance is about to begin. Stop talking and turn your attention to the stage.
7. Stay in your seat throughout the entire performance.
8. During the performance, listen quietly and watch closely. Talking during the performance will distract other audience members and performers. Try not to wiggle too much and don't kick the seat in front of you. These disruptions make it hard for others around you to concentrate on the show.
9. Sometimes during a performance you may respond by laughing, crying, or sighing. By all means feel free to do so! LAUGHING IS APPROPRIATE. (Teachers, please do not hush the students while they are laughing.) If something is funny, it's good to laugh. If you like something a lot, applaud. This will let the performers know that you are enjoying the show.
10. At the end of the show, applaud to say thank you to the performers. The performers will bow to acknowledge your appreciation and thank you for coming.
11. When the lights get brighter in the theater, the show is over. Stay in your seats until the OnStage Coordinator dismisses your school.
12. Please remember:
  - Taking photographs or using recording devices is strictly prohibited.
  - Beverages and food, including gum and candy, are not allowed in the theater.
  - You are only one person among several hundred in the audience.
  - Please respect the performers and your fellow audience members.



Please inform your chaperones that ushers will be available throughout the performance if there are any difficulties.

We hope you had as much fun as we did!  
See you at the next show!

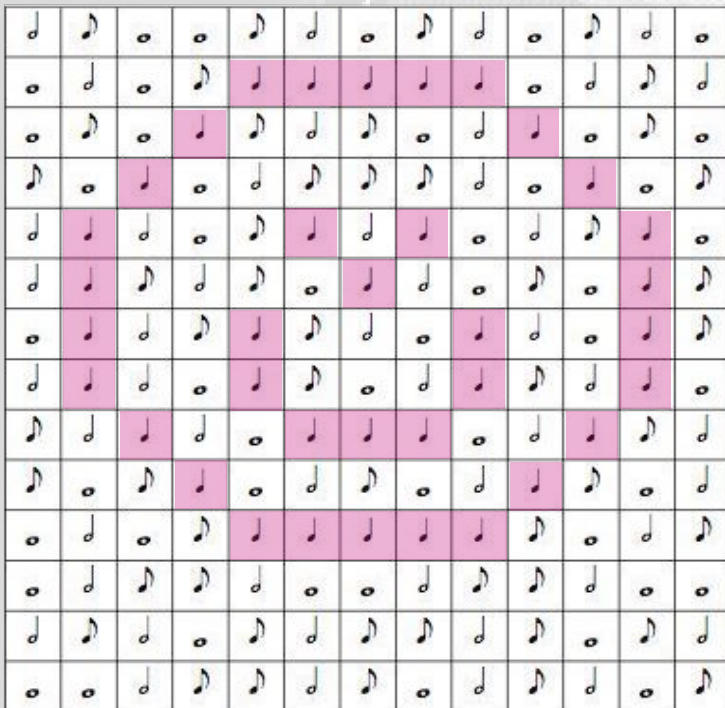


Word Search Answers (page 9)

Music Basics Answers (from page 6)

- |                    |               |
|--------------------|---------------|
| 1. C - Whole       | 9. C - Staff  |
| 2. B - Pitch       | 10. D - Paino |
| 3. C - Staccato    | 11. A - Duet  |
| 4. B - Bar         |               |
| 5. D - Presto      |               |
| 6. B - Eighth      |               |
| 7. D - Tie         |               |
| 8. A - Dotted Half |               |

Alaska Junior  
Theater and Will  
Pickvance would  
like to thank  
you for coming  
to the show.



Answers (page 10)

Crossword Puzzle Answers (from page 7)

Across

- 4. Pitch
- 5. Presto
- 9. Ledger Line
- 11. Rest
- 12. Staff
- 13. Treble
- 14. Face

Down

- 1. Dotted Half
- 2. Whole
- 3. Metronome
- 6. Repeat
- 7. Quarter
- 8. Flat
- 10. Bass

